



Diablo Diggins

Monthly Newsletter of the Contra Costa Mineral & Gem Society

Jan 2022 VOL. 71 NO 1



Inside this issue:

- President's Message 1
- Why I Love the Antioch Rock Club 2
- How are You Storing Those Rocks? 3
- Classes & Scholarships 5
- CFMS Director's Meeting 6
- Calendar & Details 8
- Word Search 9

President's Message

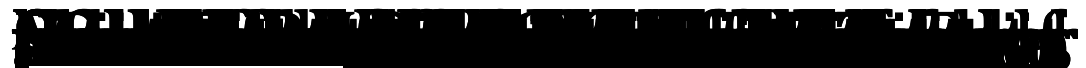
I am honored to be your CCMGS President for 2023. Rocks and minerals have always been a part of my life. At an early age, I remember my uncle showing me how mercury worked to separate gold and my mother in every creek intimidating an egret with her pants rolled up and her derriere in the air. Or the coolness of lying down on my grandmother's slate floor that my grandfather had mined and laid for her. I am sure we all have similar memories of how we started on this journey. Your Board will try to give you opportunities to make new memories for you and your families in the coming year.

Our field trip committee, led by Allen Graff, is busy organizing field trips both locally and further away for you. Our show committee will be meeting after the Board meeting most months. We will have activities during our monthly meetings, a club picnic in the spring, and a club auction in the fall. I would like to have a couple of hands-on activities during the meetings or if possible, someone (HINT) could offer their home for a few hours. Consider attending a committee meeting or joining.


Our newsletter editor, Cheryl will post classes in various rock and jewelry making and related activities as they pop-up. When you venture out, please do a simple writeup for the newsletter to share your experience with other members. You can find upcoming shows and rock related festivals and events posted in the newsletter. Our sister club in Antioch will have their show in early February along with several other bay area clubs.

All these activities start with your participation.

I will try my best to be a good President for our club.



Diablo Diggins, President



Why I Love the Antioch Rock Club By Donna Albrecht

Some years ago, I had reached a point where I had a little time for myself, and I told my husband and daughter I wanted to find something new and interesting to get involved with. They saw a notice for the Antioch Lapidary Club annual tailgate sale, and I thought, why not?

The sale was cool, but it was the tour of the shops that really caught my attention. There was a cabochon shop with BIG saws, little saws, grinders, and polishers. The silver shop where members made some of the jewelry they were selling at the sale, a museum of minerals members had donated, and a display case of rock "butterflies" in a desert setting.

I was hooked and joined that day.

I always go on Monday mornings and there are Tuesday and Thursday evening sessions some members prefer. Current members taught me everything from how to evaluate a rock's potential to cutting, shaping, and polishing. Since then, I've made hundreds of cabochons although I tend to collect them rather than make jewelry. Over the years, I became interested in making display cases of "meals" for club shows. You may have seen my "Rockfish" dinner or "Rock'n Roll Diner" burger meal. I'm working on a camping BBQ and a breakfast now.

Everyone at the Antioch Lapidary Club has always been supportive and congenial and I always have a great time there. I think you would enjoy it too! For more information, go to www.AntiochLapidaryClub.com



P.S. They're the ones who told me about the Contra Costa Club!

Crew in front of Antioch club house



Cutting a Stone on Club's Genie



Alan Felker at the genie

How are You Storing Those Rocks?

If you've been collecting rocks and minerals for a considerable amount of time, you've probably accumulated quite a few rocks. Whenever we find or purchase a new stone, we tend to store them in a wide variety of places with a limited amount of organization. Large piles of rock in a backyard, display cases in the home and bags in various closets full of rocks is the sign of a devoted rockhound. Admit it, we all do it. We take them home, to admire it, and probably put it on display, and if we live long enough the rocks will bury us. If you have rude neighbors, sometimes they refer to it as hoarding, but what do they know?

As a child of a rock hounding family, I have a lot of experience with this condition. It's easy to think that you'll always remember everything about your new piece and not bother with properly labeling and cataloging it, but if you're anything like my family, you inevitably end up with plenty of specimens that leave you scratching your head years after they've been collected (which is probably why you are reading this article in the first place). Let us not forget the old adage, that is my kid's problem.

The solution, and it is never too late to solve this problem, is mapping and labeling. A map is any pictorial description of what is where. If it is your backyard and /or your house start by creating a map of where the stones are. Maps can be color coded and you need not know what every rock is to identify it on the map. Let your imagination create your own, personal organization system.

How rocks are stored is also a creative endeavor. Some place a group of stones in wood or metal crates, (yes, the milk crate solution. For the millennials, milk crates once were used to carry milk in glass bottles to the store or your home). Another technique is a gabion, a fencing wire cube in which stones can be stored. Gabions are available for purchase for landscaping, but simple tube-like structures can be made from fencing wire. Tube gabions between 2 to 4 ft in diameter are used in my family to store rocks. Gabions can store rocks using less space than a loose pile of rocks.



The second step, to label the rock, maybe harder depending on how long you have been collecting and how big the collection is. If you know the details about how the rock was purchased or found, write it down. Some people prefer an index card system, others a computer data base. What is important is you record what the stone is, when you acquired it, where or how much it cost. Any data beyond that, like how it polishes best or who you collected it with becomes a journaling exercise. What you choose to journal is another creative endeavor, so have fun with it. Keep it recorded in two places, a master file with the map, and on the rock itself. If the rock is outside you can laminate a card to keep with the

stones, or in extreme cases of ADD, carve the data into a rock label. Yes, I do know someone who does that.

Rock identification is a challenge to labeling when the memory is less than perfect or the object was purchased without identification. A recommended guide online is <https://fog.ccsf.edu/kwiese/content/Classes/RockMineralGuide.pdf> It is very complete, but it is about 100 pages with color illustrations. DO NOT print it unless your printer is rated to print that volume. It may cost less than the ink costs to have a copy store print it for you. Finally, there is no substitute for experience. Bring your rock to a meeting and I assure you every one at the meeting will offer an opinion if they have one as to what the rock is. At any meeting we may have several hundred years of rockhounding experience as a resource.,

Another form of rock collecting is mineral collecting. Mineral collections generally are stored within a cabinet or a drawer, with each sample in a separate container or stand. The art of mineral collecting is in the display of the minerals, and a wide variety of methods at every budget level exists to achieve this art. A key component is also labeling the stone as completely as possible. Computer technology widens the possibilities available to the specimen artist. Computer 3D printing can customize the mounts to best enhance every specimen, and printers can print in almost unlimited fonts and print sizes. One suggestion made often is that business card blanks which are laser printable are very useful. They are a higher grade paper that can be bent or folded as needed. One collector even bends the paper into a tube to hold the specimen after printing its identifying information on the card. This is a very large data base to cover so I have provided references to some how to videos on the subject.

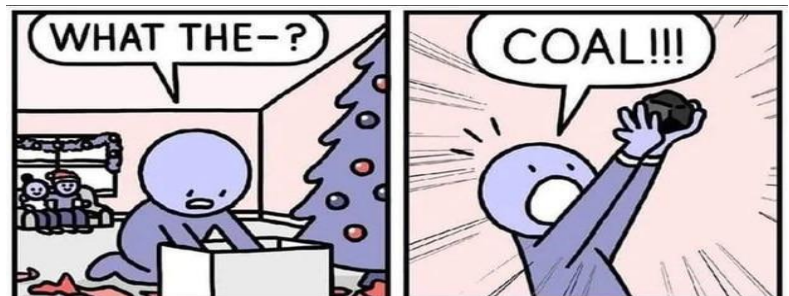
It can be a bit tedious to make sure all of your specimens are properly labeled, but it's well worth it (and very satisfying) when it's all done. If you ever plan on passing your collection down to your children or selling the pieces then having the information about each piece systematically recorded is invaluable.

Related Videos

<https://www.youtube.com/watch?v=ilb5SO-otVU>

https://www.youtube.com/watch?v=s4-HwULK_P0

<https://www.youtube.com/watch?v=bld35hOCOWA>



Classes and Scholarships

One way to diversify your skill levels is to take local classes, and a great source of local classes is Mt Diablo Adult Education. Current MDAE is offering 5 classes that might be particularly interesting for our membership. A summary of these 5 are...

Mt. Diablo Adult Education

	Class	Place	Dates	Day	Time (PM)	Cost	Teacher
Bead Loomwork	832901	PHEC	Feb 22-Mar 22	Weds	1:00-3:30	\$70	Towbridge
	832901	PHEC	Jan13-Feb 10	Fri	1:00-3:30	\$70	Towbridge
Bead Weaving w/ 2 hole beads	832801	PHEC	Jan11-Feb 8	Weds	1:00-3:30	\$70	Towbridge
	831501	PHEC	Jan11-Feb 8	Weds	4:00-6:00	\$56	Towbridge
Friendly Beading	831502	PHEC	Feb 22-Mar 22	Weds	4:00-6:00	\$56	Towbridge
	833001	PHEC	Feb 24-Mar 24	Fri	1:00-3:30	\$70	Towbridge
Kumihimo Braiding							
Casting ..Lost Wax Jewelry	833101	PHEC	Jan 12-Mar 30	Thur	6:00-9:00	\$187	Mullin

PHEC-

- Pleasant Hill Education Center, 1 Santa Barbara Rd, Pleasant Hill
All classes in Room 114

The first 4 are various types of beading, with Friendly beading being a group class to work on individual projects with group and teacher assistance. Kumihimo braiding is a new beading craze. This class will focus on the eight strand braid, color placement and finishing.

Our club can help you pay for a class.

Scholarships are available to up to four people to take one of these classes (Or others approved by the BOD). The scholarship is up to \$70 per a class, one per a member per a quarter and two per a year. Other arrangements may be approved by the BOD. Scholarships come with the stipulation that the member must present to the society a report of their experience to the members at a general meeting or through a written description for the newsletter. Pictures are very much encouraged. Member must submit a request for reimbursement with your written or verbal report

CFMS Fall Director's Meeting

By Dick Pankey, Federation Director

With only a couple of exceptions for the last 25+ years Betty and I took our trailer to Visalia to attend the California Federation of Mineralogical Society's Fall Directors meeting. We 'camp' in the back parking lot of the Holiday Inn. Surprise!! The motel is now owned by Wyndham but basically we had the same service that we have always had. It was a beautiful weekend in Visalia for the CFMS Fall Directors' meeting. It is a great time when people from California, parts of Nevada and parts of Arizona get-together to share ideas and conduct the business of the Federation. It is a concentrated time of committee reports, election of officers, financial reports and more. It is at the fall meeting that we approve the budget, and elect and install officers for the coming year. The weekend of the Directors meeting is also the time for many committee meetings and it is often the only time we see many of the other officers, chairmen and committee people from around the state. Fortunately most of us have email these days, which really helps in conducting the workings of the Federation.

But there is more than just the one meeting to fill our time over the weekend. Many people arrive on Friday and don't head home until late Sunday morning. Starting Friday afternoon the 5 Federation officers hold one of their several Executive Committee meeting which lasted almost 4 hours. There also were several committees meeting including the CFMS and AFMS Scholarship Com., and a final Nominating Com. meeting. That evening there was the Cracker Barrel; an informal get-together for socializing and sharing of ideas. The Directors' meeting was held Saturday morning and concluded at about 12:30. In the afternoon, after a quick lunch I attended the Long Range Planning Committee made up of all living past CFMS Presidents and the current Executive committee. Saturday evening was the banquet to install the 2023 officers. The meeting concluded Sunday morning with the new president's change over meeting with the other new officers and the committee chairs. A full weekend conducting the business of the Federation.

Friday evening there was the Cracker Barrel which is an informal get-together for socializing and sharing of ideas with other directors. Following the introductions of past CFMS and AFMS presidents, all military veterans were honored for their service. There was a discussion of ideas for advertising and promoting club shows. Also discussed was the need for societies to host future CFMS Shows. We had a live and silent auction of donated slab, rocks and jewelry for the benefit of the CFMS Endowment Fund.

Following the introductions of past CFMS and AFMS presidents all veterans were invited to introduce themselves with name, rank, serial numbers and years of service. We had about 10 veterans in attendance. A fitting tribute because Veteran's Day was Friday.

The main purpose the banquet on Saturday evening was to install the 2023 officers.

Saturday morning registration for the Directors' meeting started at 8:00. I go early to meet and greet old friends from around the state that I typically see only a few times a year. The meeting started at 9:00.

Directors' Meeting highlights:

- The meeting was called to order followed by the Pledge to the Flag, the Invocation and the In Memoriam to recognize departed members. Each society is given an opportunity to give the names of departed members from their society.
- Following the introductions of past CFMS and AFMS presidents, all military veterans were honored for their service. We had about 10 veterans in attendance. A fitting tribute because Veteran's Day was on Saturday.
- There was a fair turnout of directors; 44 directors representing approximately 104 societies; 4 of 5 officers and about 20 committee chairs. When a society does not have a director present their society does not have a voice in the business of the Federation. The number of societies in CFMS and the number of directors that attends this meeting continues to decline.
- There were no delinquent society no new member applications.
- The Treasurer's report was received and accepted. The 2022 budget was a deficit budget but current projections indicate we will finish the year with a lower deficit than projected. The 2023 budget was presented and passed. The last few CFMS Budgets were deficit budgets but the proposed budget for 2023 is in the black. Fortunately, there is the CFMS Endowment Fund to fall back on if we have a short fall.
- No society volunteered the 2023 Convention and Show so it will be put on by the Federation at the Grape Festival Grounds in Lodi, CA. At this time plans for the 2023 show are pending.
- The Ventura G&MS will host 2024 AFMS Convention and Show. More info to come.
- The officers for 2023 were elected: President - Kimberly Fiala, 1st VP - Bob Rush, 2nd VP - Heidi Hall, Treasurer - Diane Cook, and Secretary - Frank Van Hecke. Being an officer in the CFMS is typically a 5 year commitment of "going through the chair".
- There will be an increase in insurance for 2023. The dues are \$1.25 to the CFMS and \$.75 to the AFMS per member. The insurance will increase to \$7.00. Total due to CFMS is \$9.00 per member which is the same for the last few years.
- Only 2 entries in the CFMS All American Club. This is a great competition where the society prepares a scrapbook of the year's activities and accomplishments. CCM&GS has not entered since 2003. We have a strong, active and involved society and could score well. We just need someone willing to assemble our book.
- Details for Earth Science Studies at Camp Paradis will be announced in the spring. There will not be a session at Zzyzzx.
- The CFMS Endowment Fund is well funded and has strong earnings and donations.
- There were 2 CFMS Scholarships awarded in 2022 because a local societies did nominate honorees. No honoree = No scholarships. The \$2000 CFMS Scholarships go to undergraduate students. The CFMS Scholarship fund has over \$106,142 available for scholarships but can not be awarded unless a local society (our society?) nominates an honoree to help select and present a scholarship to an undergraduate student. CCM&GS can nominate an honoree. There are sufficient funds for scholarships but they can only

be given out by an honoree nominated by a CFMS society. The CCM&GS may nominate an honoree to recognize the service of one of our members to education.

- The AFMS Scholarship fund started in 1965 and now in 2022 has awarded over \$2Million in scholarships.
- The following forms were passed out for CCM&GS to complete and return: Officer Change Form, Dues and Insurance form, Order sheet for Bars and Triangles (service awards). These forms are available from me and on line.

The CFMS Newsletter is available on line at www.cfmsinc.org. I hope that you take the time to read it or at least scan through it. There is something of interest for all of us.

If you want to know more about the CFMS and this recent directors meeting, I have the complete meeting packet that has the agenda, minutes of the November 2022 meeting, committee reports, Treasurer's report and other Federation business. I will have it available at the next few Board meetings and general membership meetings or give me a call. (925) 439-7509

Calender and Details

Board Meeting Jan 5th Straw Hat Pizza 1:00

General Meeting Jan 9 Endeavor Hall 6:30

Hosts: (please bring a dessert) Donna Albrecht, Kathleen Baird, Carey Ballard,
Paul Black, Janet Blackburn, David Bragen

Shape of the Month.... OVAL



Secret Word Search

l	a	p	i	d	a	r	y	k	n	d
g	e	m	y	r	o	t	s	i	h	s
g	n	i	t	t	e	c	a	f	o	d
j	n	o	i	b	a	g	n	e	b	i
e	M	i	n	e	r	a	l	s	b	a
w	c	x	u	a	d	r	t	a	y	r
e	h	a	o	d	e	u	c	c	s	b
l	s	w	b	s	n	s	b	a	l	s
r	o	c	k	s	i	o	s	e	u	d
y	d	e	l	b	m	u	t	m	a	p

When you cross out the words below, the remaining 9 letters form the secret word, that word will be revealed at the next general meeting

- | | | | | |
|---------|--------|----------|----------|---------|
| bargain | dues | history | mined | tumbled |
| beads | facet | hobby | minerals | wax |
| braids | gabion | jewelry | nuts | |
| cabs | gem | lapidary | rocks | |
| case | glass | map | slabs | |

